

TRANSFER

AMD MOLDED CASE DUAL MOTOR AUTOMATIC TRANSFER SWITCH

Versatile Configurations. Unmatched Reliability.

Lake Shore Electric's AMD Automatic Transfer Switch utilizes industry-proven molded case switches to perform safe transfers under load. The AMD Transfer Switch is UL 1008 listed and offered in ampacities ranging from 150A to 1200A, up to 600VAC, and interrupting ratings starting at 35kAIC @480VAC. Service entrance rated, as well as open and closed transition configurations are also available.



Model: 150A-400A

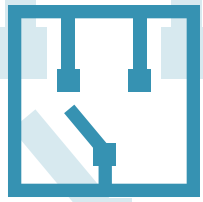
Standard Features

- 8600 Transfer Switch Controller
- Molded Case Switches
- 100% Rated Copper Bus
- Front Accessible
- Mechanically Interlocked Sources (Open Transition)
- Neutral Position
- Automatic & Manual Operation Under Load
- Engine Starting Contacts
- Momentary Load Test
- NEMA 1 Enclosure with Gray Powder Coat Finish

Optional Accessories

- Service Entrance Rated
- Breaker Trip Ratings
- Closed Transition Transfer
- Space Heater
- Surge Protection Device
- Mechanical Lug Sizes
- 861 Ethernet Communication Gateway
- Metering/Power Monitoring
- Remote Disconnect
- Utility to Utility or Generator to Generator Configurations

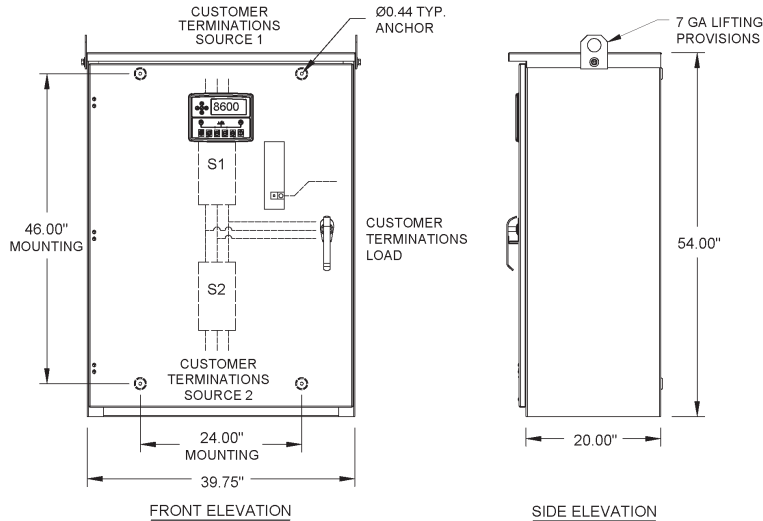
lsetransfer.com/amd



TRANSFER

AMD MOLDED CASE DUAL MOTOR AUTOMATIC TRANSFER SWITCH

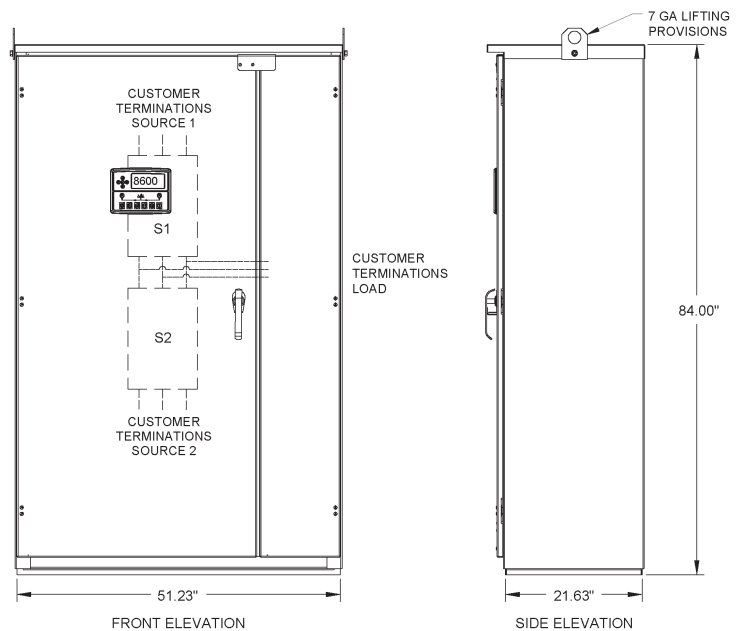
150A - 400A Enclosure



Enclosure Dimensions	
Height	54"
Width	39.75"
Depth	20"
Approximate Weight	550 lbs.
Cable Entry Dimensions	35.75"W x 13.25"D

600A - 1200A Enclosure

Enclosure Dimensions	
Height	84"
Width	51.23"
Depth	21.63"
Approximate Weight	750 lbs.
Cable Entry Dimensions	44"W x 16"D



setransfer.com/amd